

**NEW**

**Defined start  
HKP/L DS**

**Functional description  
DS-handle**

The ram is lowered with a lever via a toggle joint. Upon reaching this position, a position switch is operated and the worker can trigger a defined pneumatic power stroke of 5.9 mm by pressing a button or optionally by a slight rotary movement.



	HKP/L-DS 4/8/12 kN	HKP/L-DS 13/20 kN	HKP/L-DS 33/45/56 kN
--	-----------------------	----------------------	-------------------------

Operating pressure	2-7 bar	2-7 bar	2-6 bar
Press force kN at X bar approx.	4/8/12 7.7 bar	13/20 7 bar	33/45/56 6.5 bar

Air-consumption, max. per stroke	0.07/0.11/0.14 L x bar	0.19/0.25 L x bar	0.45/0.56/0.67 L x bar
----------------------------------	---------------------------	----------------------	---------------------------

Pneumatic connection hose	1/4"	1/4"	1/2"
---------------------------	------	------	------

Weight in kg	ca. 36/38/40	ca. 92/94	ca. 199/204/209
--------------	--------------	-----------	-----------------

Subject to technical modifications.

With definable force shut-off mechanism  
**Page 33**




★★★★★  
**BEST  
GECHTER**




★★★★★  
**BEST  
GECHTER**

a + b must be ordered separately!



With type 4, 8, 12 HKPL  
1 x DIN 650 M8x10



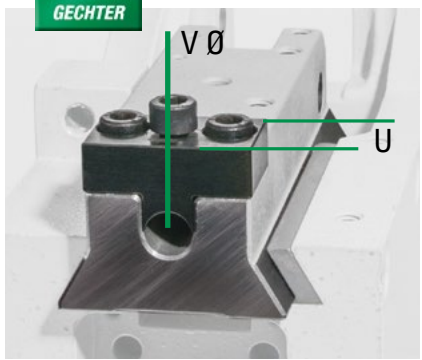
With type 13, 20 HKPL  
2 x DIN 650 M8x10  
With type 33, 45, 56 HKPL  
2 x DIN 650 M10x12

With press force monitoring  
**Page 30**

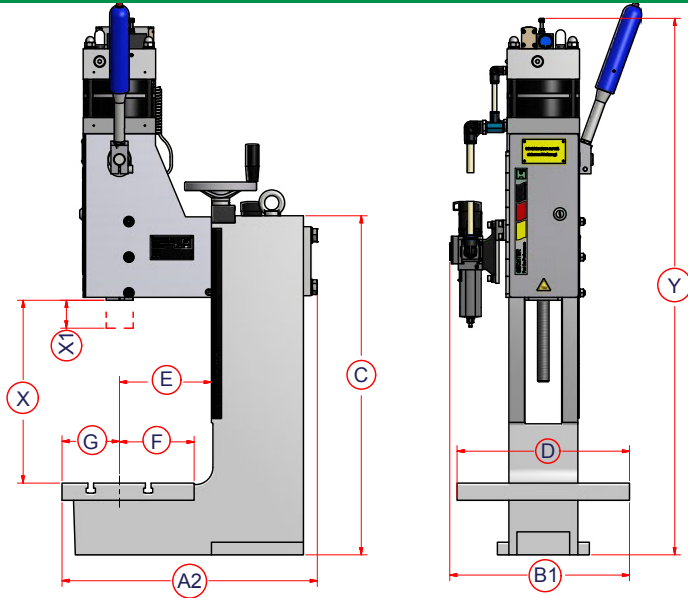


**maXYmos**

★★★★★  
**BEST  
GECHTER**



Unique **GECHTER** quality  
No-play adjustable prism guide.  
The clamping device can be removed towards the front, so that the clamping pivot is not damaged.



Dimension	HKP/L-DS 4/8/12 kN	HKP/L-DS 13/20 kN	HKP/L-DS 33/45/56 kN
A2	340	445	565
B1	260	310	360
C	415	590	715
D	200	300	340
E	120	160	200
F	92	130	150
G	75	100	120
U	21	29	44
V	Ø 10 H7	Ø 15 H7	Ø 25 H7
X	73-240	100-320	120-375
X1*	6-46	6-58	6-59
Ymax	678/697/729	955/988	1170/1216/1262

\* Special stroke length on request

Subject to technical modifications.

Accessories for your press		Options	Your selection	1 Type 4 kN HKP/L-DS 8 kN HKP/L-DS 12 kN HKP/L-DS	2 Type 13 kN HKP/L-DS 20 kN HKP/L-DS	3 Type 33 kN HKP/L-DS 45 kN HKP/L-DS 56 kN HKP/L-DS
1	Standard press without accessories			X	X	X
2	Extended throat up to 300 mm	select one		X	X	X
3	Extended daylight + 100 mm			X	X	X
4	Integrated PFE fine tuning device			X	X	X
5	Precision depth adjustment PTE (adapter)			X	X	X
6	Centering plate with center bore			X	X	X
7	Pneumatic stroke counter			X	X	X
8	Additional start button control, for a definable triggering e.g. for sheltered workshops	select any		X	X	X
	Press foundation H approx. 800 x W 690 x D 565 mm, adjustable with machine bearing elements			X	X	X
9	Deposit table for lateral attachment to the press foundation on the left side (a), height adjustable			X	X	X
	Deposit table for lateral attachment to the press foundation on the right side (b), height adjustable			X	X	X
10	Highly stressable sliding table, mechanical	select one		X	X	X
	Highly stressable sliding table, mechanical with locking bolt			X	X	X
11	Clamping pivot without collar	select one			X	X
	Clamping pivot with collar				X	X
12	Press force monitoring			XX	XX	XX

X = available

XX = page 30-31



**Please note** that we will respond to your individual production requirements and that our **special machines experts** are at your disposal.