



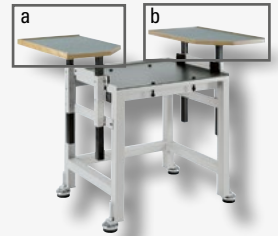
	HPPV/HPPS 150 kN	HPPV/HPPS 300 kN	HPPV/HPPS 500 kN
Operating pressure	3-6 bar	3-6 bar	3-6 bar
Press force at 6 bar	150 kN	300 kN	500 kN
Approach stroke force at 6 bar	6.5 kN	11 kN	14 kN
Return stroke force at 6 bar	6.2 kN	10.3 kN	13 kN
Pneumatic connecting hose	1/2"	1/2"	1/2"
Mains supply	90-240 V AC	90-240 V AC	90-240 V AC
Control voltage	24 V DC	24 V DC	24 V DC
No. of strokes/min.	40	35	15
Weight	320 kg	420 kg	520 kg

Subject to technical modifications.


INFO

Table is for special use, according to customer requirements as for the H-Frame and defined stroke length.

a + b must be ordered separately!



1



2

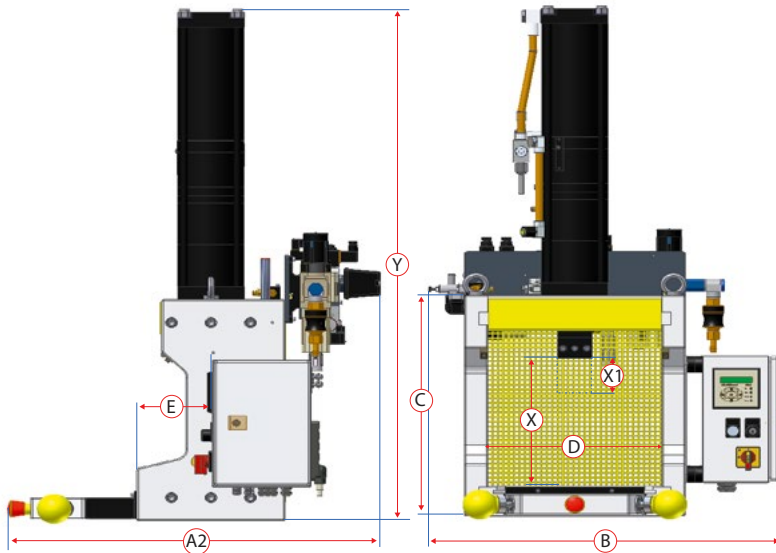
With press force monitoring
Page 30



maXYmos

On the following pages, you will find detailed descriptions and further illustrations on each topic:

Press force monitoring	Page	30
Lever operating forces and press forces	Page	37
Accessories	Page	38



Dimension	HPPV/HPPS 150 kN	HPPV/HPPS 300 kN	HPPV/HPPS 500 kN
A2*	756	786	826
B*	720	786	871
C	522	601	670
D	353	380	450
E	150	165	185
X	303	338	360
Y	1207	1486	1660
Dimension X1 see table on the left			
Clamping pivot Ø			
	Ø 25 H7	Ø 32 H7	Ø 40 H7
Clamping pivot length			
	48	60	70

* Special H-Frames and strokes on request

Subject to technical modifications.

Accessories for your press		Options	Your selection	Type 1 150 kN HPPV 300 kN HPPV 500 kN HPPV	Type 2 150 kN HPPS 300 kN HPPS 500 kN HPPS
X1= Stroke 50 mm, thereof power stroke 6 mm		select one	<input type="checkbox"/>	X	X
X1 = Stroke 100 mm, thereof power stroke 6 mm			<input type="checkbox"/>	X	X
X1 = Stroke 50 mm, thereof power stroke 12 mm			<input type="checkbox"/>	X	X
X1 = Stroke 100 mm, thereof power stroke 12 mm Special stroke length on request			<input type="checkbox"/>	X	X
Extended fitting width possible on request		select any	<input type="checkbox"/>	X	X
Extended fitting depth possible on request			<input type="checkbox"/>	X	X
Extended daylight possible on request			<input type="checkbox"/>	X	X
Two-hand safety controls	ES06	select one	<input type="checkbox"/>	X	X
Detailed description of the controls, see Page 34	ZS06		<input type="checkbox"/>		
	SpiceFlex modular		<input type="checkbox"/>	X	X
Press foundation H approx. 700 x W 690 x D 565 mm, adjustable with machine bearing elements		select one	<input type="checkbox"/>	X	X
Press foundation H approx. 800 x W 690 x D 565 mm, adjustable with machine bearing elements			<input type="checkbox"/>	X	X
1 Deposit table for lateral attachment to the press foundation on the left side (a), height adjustable		select any	<input type="checkbox"/>	X	X
Deposit table for lateral attachment to the press foundation on the right side (b), height adjustable			<input type="checkbox"/>	X	X
2 Footswitch, connected to plug-in connection for Spice Flex			<input type="checkbox"/>	X	X
Placement requirement are according to customer's needs. (dimension D + X)			<input type="checkbox"/>	X	X

X = available



Please note that we will respond to your individual production requirements and that our **special machines experts** are at your disposal.